










EasyPSV® Starling™ By Avery Dennison®

SPECIFICATIONS

|  Average Thickness |  Liner |  Adhesive |  Durability |
|---|---|--|--|
| 76 microns | 78# Bleached Kraft | Permanent Clear Adhesive | Standard colours up to 4 years** Metallic colours up to 2 years** |

APPLICATION INSTRUCTIONS

|  Common Applications | SUGGESTED CUTTING SETTINGS | | | APPLICATION |
|---|---|---|---|---|
| Glass/Mirror, Metal, Ceramic, Cup Decals, Car Decals, Window/Mirror Decals |  Blade |  Force |  Speed |  Surfaces |
| | 45°/60° | 5 - 15 | 10 | Flat, Simple Curves |

- Do not mirror cut the design
- Weed excess material
- Apply Siser EasyPSV Application Tape
- Place the design on the prepared surface
- Burnish design
- Remove Siser EasyPSV Application Tape






Wait 72 hours after application prior to placing in dishwasher

PRODUCT HIGHLIGHTS

- Dishwasher safe
- Excellent UV, Temperature, Humidity and Salt Spray performance
- Outstanding durability and colour fastness

 **NOTE: We highly recommend to perform a test before launching a production.**

CARE AND STORAGE RECOMMENDATIONS

|  Washing |  Storage Shelf Life |  Storage Temperature |  Storage Conditions |  Position |
|---|--|---|--|--|
| Dishwasher safe for up to 80 washes Top Rack only | 2 Years from date of manufacture | 20° - 25° | Away from Sunlight, Dust and Humidity | Vertical |

- Wait 72 hours after the application before the first wash
- Respect the textile recommendations
- Do not bleach or use aggressive chemical agents

**Durability is based off the southern zones for Australia and New Zealand.

 This document can be subject to variations.

