

USING MAYCO STONEWARE GLAZES

— A Comprehensive Guide —

Revised April 2023



MaycoColors.com



As in everything we do, Mayco's goal is to help the artist achieve their desired results. There are many variables that come into play when creating a ceramic object: the clay body, glaze selection, glaze application, kiln atmosphere and firing temperature are a few major contributors to the finished product.

The purpose of this brochure is to identify the variables that can affect the outcome of Mayco's Stoneware Glazes and to provide tips for use that will help incorporate them successfully into your studio practice. Mayco's stoneware sample tiles are made with a slip cast, white stoneware body that is fired flat to cone 6 in oxidation and cone 10 in reduction. Why? So you can make them work for you.

There are many variables when talking about stoneware glaze application, so we have broken them down into sections from start to finish for easy reference. The following terms are used throughout this brochure:

GLOSSARY OF TERMS:

- Absorbency – The clay's ability to absorb and retain the moisture within its structure.
- Vitreous – Glass in appearance or physical properties. We often refer to it to emphasize a lack of absorbency in part of the unglazed, fired ceramic surface.
- Food Safe – A definition used by the FDA to enforce a guideline that measures the amount of lead and/or cadmium that can leach from a fired glaze surface. If it measures below the guideline a glaze will be marked as "Food Safe". All Mayco glazes have been individually tested and meet the FDA guidelines to qualify as food safe.
- Heat Work – The combined effect of time and temperature on ceramic piece.

CLAY BODY

The clay body of choice is a major factor in how the glazes will respond.

- White Stoneware Clay Bodies – The images you see in our catalog and chip charts are all fired on white cone 5/6 stoneware. This clay body is low in iron and thus changes the glaze very little.
- Red/Brown/Speckled Stoneware Clay Bodies – Applying glaze to an iron rich clay bodies such as these will change the color and surface of the glaze. It is always best to test a glaze to see how it will respond to different clay bodies.

1. BUILDING TECHNIQUE

The building style of your project can impact glaze application, which then can effect the absorption rate of your clay body. The less absorbent a clay body is, the more glaze sits on the surface. This leaves you with a more saturated color and possible movement depending on the fluidity of the glaze.

- Hand Built – Highest absorption of glaze. Three coats of glaze are recommended to resemble the glaze appearance of the Mayco tiles.
- Wheel Thrown – Medium absorption. Three coats of glaze are recommended to resemble the glaze appearance of the Mayco tiles.
- Slip Cast – Least absorption of all three styles. Two coats are recommended to resemble the glaze appearance of the Mayco tiles.

2. GLAZE PERFORMANCE

There are many different types of glazes; each with their own set of performance characteristics that will influence the fired outcome. We have categorized these characteristics on page 3 and 4 to help provide a greater understanding of how a glaze might perform. Please keep in mind that the glaze itself and the application of the glaze is not the only thing that will influence the results. The firing environment, temperature, and clay body can all affect the results and sometimes in a dramatic and surprising way!

**Note: Mayco's tiles are fired flat so results may vary when fired vertically.*

3. APPLICATION TECHNIQUE

How you choose to apply your glaze will have an effect on your fired results. Mayco offers both wet and dry lines of our stoneware glazes. Our wet glazes (SW-# line) are ready to use with a brush right out of the pint and our dry glazes (SD-# line) will need to be thoroughly mixed with distilled water before dipping. You can find more information about our SD line and instructions on how to mix your glaze in our Dry Glaze Studio Guide at:

www.maycocolors.com/images/collateral/studio_guide_stoneware_dry_glazes.pdf

- Brushing – A loaded soft fan brush (RB-144 or RB-140) is recommended to apply layers to achieve full coverage with Mayco Stoneware Glazes. To properly load a fan brush for full coverage, dip the whole head of the brush all the way into the glaze and swirl it in the glaze until completely saturated with glaze. Lift the brush out of the glaze and let the glaze

stream off until it starts to drip, then apply to bisque ware. We recommend 2-4 coats of glaze, depending on how heavy the application. Be sure to allow the coats to dry in between layers. You can enhance variation with some glazes depending on the direction and thickness of your brush strokes.

- Dipping – All of Mayco's Stoneware Glazes are offered in dry form so you can mix them yourself and dip your wares. Dipping glazes work great for full coverage and combos. When mixed according to package directions, we recommend a single dip to produce results similar to our sample tiles. See how to use our dipping glazes at: <https://youtu.be/6rpkcTn5mG0>
- Pouring – You may also choose to pour your dry glazes. This is recommended for our Stoneware Crystal dry glazes so you can better control the distribution of crystals. See how to pour dry glazes at: <https://youtu.be/54gHc6q4EOs>

4. GLAZE APPLICATION

Whether you choose to use a single glaze or glazes in combination with each other, there are a few things to keep in mind.

- Single Glaze – If you are looking for predictable results every time, using uniform coats of a single glaze would be best.
- Layering Glazes – Using two or more glazes in combination with each other can create phenomenal new colors, but will require some testing to find the combination that works best for you. For the latest tested combinations from our Mayco artists, check out our Stoneware glaze combo gallery on our website at <https://www.maycocolors.com/glaze-combinations/>
- Design Work – Layering glazes and washes with slip trailers, silkscreens, stamps, mats or smaller brushes is a great way to add some extra special details to your piece. See our stoneware project library for some inspiration: https://www.maycocolors.com/projects/?_project_cats=mid-range

5. FIRING STYLE

How you decide to fire your Mayco glazes can dramatically change the results. Mayco sample tiles are fired on a white stoneware, slip cast body, and fired flat to cone 6 in oxidation. The temperature, time, and atmosphere are all factors that will affect the result. It is up to you to determine what works best for your practice. The following are some tips to point you in the right direction.

- Kiln Environment – Firing on clean, kiln-washed shelves in a debris-free, vacuumed kiln is going to set you up for success. Always remember to use witness cones to ensure your kiln is firing properly and to help with troubleshooting.
- Kiln Atmosphere – Mayco glazes perform well in oxidation, reduction, wood, soda and salt firings. We have not tested every glaze in every atmosphere, but you can check out all of our Stoneware glazes at both cone 6 and cone 10 on our website's color swatch pages or Stoneware brochure to get a head start on your testing. Cone 6 chips have been fired flat in oxidation on white stoneware body. Cone 10 chips have been fired flat in reduction on white stoneware body.
- Temperature – Mayco Stoneware glazes are designed to fire to cone 6, but we have found that many perform great anywhere from cone 5 to cone 10. Mayco Stoneware Matte glazes are recommended for cone 6 and above. Keep in mind that adding heat work to a glaze will make the glaze more fluid, so leave some space for movement when testing vertically.

Cone 5 (mid-range) 1186°C / 2167°F

Cone 6 (mid-range) 1222°C / 2232°F

Cone 10 (high fire) 1285°C / 2345°F

We invite you to check out **Mayco Mudroom Society on Facebook** to check out what others have been doing and find inspiration, and share your own work!

www.facebook.com/groups/maycomudroomsociety/

6. FOOD SAFE



Mayco Stoneware glazes are Food Safe if used according to the manufacturer's directions. When it comes to layering glazes, Mayco is unable to individually test every possible glaze combination with

the FDA and therefore cannot certify all combinations as Food Safe. Finished ware producers are responsible for food safe testing their wares being sold into commerce.

7. ACMI SEAL



The AP (Approved Product) Seal identifies art materials are certified in a toxicological evaluation by a medical expert to contain no materials in sufficient quantities to be toxic or injurious to humans, including children, or to cause acute or chronic health problems. Such products are certified by ACMI to be labeled in accordance with the chronic hazard labeling standard, ASTM D 4236, and the U. S. Labeling of Hazardous Art Materials Act (LHAMA).



The CL (Cautionary Labeling) Seal identifies products that are certified to be properly labeled in a program of toxicological evaluation by a medical expert for any known health risks and with information on the safe and proper use of these materials. CL products are not suitable for children 12 and under.

8. DINNERWARE SAFETY



DINNERWARE SAFE

Glazes identified with the Dinnerware Safe icon indicates the fired glaze meets the FDA guidelines for food safe and is suitable for use on dinnerware.



NOT DINNERWARE SAFE

Glazes identified with this version of the Dinnerware Safe icon are NOT safe for use on dinnerware. This may be due to surface durability or surface textures.



DINNERWARE SAFE WITH CLEAR GLAZE

Products identified with this version of the Dinnerware Safe icon are safe for use on dinnerware after a clear glaze or other dinnerware safe glaze is applied and fired.

GLAZE PERFORMANCE

LOOK



OPAQUE

The clay body will not be seen through glaze, and with solid coverage the color will be uniform.



TRANSLUCENT

The clay body will be seen through glaze and can create color variation over surface texture. Design work can be shown through the glaze.




CRACKLE

Glaze is designed to craze and develop a fine crackle surface.




BREAKING

Changes colors on highly textured areas or when applied in varied thicknesses.



CRYSTAL

Small crystals of material in the wet glaze that will bloom and melt in the firing. The heavier the loading of crystals the more melting will occur.



TEXTURE

Glaze is designed to develop a dimensional and textured surface.

MOVEMENT

STABLE

These glazes have little to no movement.

Note: For Crystal Glazes, keep in mind with a heavy crystal loading or a lot of crystals near the bottom of the piece, you could see more movement in the glaze during firing.

FLUID

These glazes often flow on vertical surfaces.

Note: For Crystal Glazes, keep in mind that increased crystal loading will enhance flow even more.

BASE GLAZE

All of our Stoneware Crystal glazes begin with a base glaze; most of the base glazes can be found in our other Stoneware Glaze lines. Knowing the base glaze is useful both with design

and when there are crystals leftover and you want to make more of the corresponding crystal glaze.

TYPE

CLASSIC

Stoneware Classic glazes satisfy a variety of performance and color selections that range from bright and vibrant to earthy and subdued. Our Stoneware glazes provide a variety of finishes, movement, and variation. Some glazes are high gloss, opaque, and flat in color, while others have a more complex surface that is varied in both finish and color. The Stoneware Classic glazes also include Opals and Ice (translucent) glazes. These glazes heighten surface details where they gather and pool, work well on a variety of clay bodies and have a firing range from cone 5-10.

CRYSTAL

Stoneware Crystal glazes are a unique line of glazes that contain colorful crystals in the glazes themselves that are designed to melt and bloom during the firing. These crystals add variation in color, finish, and movement to the glazes that you already know and love!

CLEAR

Stoneware Clear preserves and enhances the surface of your work and forms an impervious barrier that protects against liquids, dirt and abrasion.

FLUX

Flux is a mid-range mobility agent that was developed to be layered under/over/between stoneware glazes to promote interaction and movement.

MATTE



















Choose from solid shades to those that create interesting color variation as they move and break. Our Stoneware Matte glazes provide a variety of colors and performance characteristics. Some matte glazes have opaque solid coverage and others are semi-transparent and variegated. Application thickness is key to making Stoneware Matte glazes work for you. Mattes work well on a variety of clay bodies and have a firing range from cone 5-10. Firing to at least cone 6 is recommended to guarantee a smooth and satin matte finish



















GLOSS



















Mayco's Stoneware Gloss glazes produce bright, opaque colors with a high gloss finish. They can be used in design, all over coverage and are the ideal product for intermixability at mid-range temperatures. The integrity of your design will remain unchanged as these glazes are incredibly stable and will not move at mid-high fire temperatures.



















SPECIALTY



















Consist of a variety of products that add a unique layer of visual interest to any piece. The application guidelines and performance characteristics will vary between the different products so be sure to read the label and check out the product pages on our website for product specific recommendations.



















	Name	Look	Movement	ACMI	Dinnerware	Type	Base Glaze (Crystals only)
	SW-001 Clear	Translucent	Stable	AP	Dinnerware Safe	Gloss	---
	SW-002 Matte Clear	Translucent	Stable	AP	Dinnerware Safe	Clear	---
	SW-003 Crackle Matte Clear	Crackle	Stable	AP	Dinnerware Safe	Specialty	---
	SW-004 Zinc-Free Clear	Translucent	Stable	AP	Dinnerware Safe	Clear	---
	SW-100 Blue Surf	Breaking	Fluid	AP	Dinnerware Safe	Classic	---
	SW-101 Stoned Denim	Breaking	Stable	AP	Dinnerware Safe	Classic	---
	SW-104 Black Walnut	Breaking	Stable	CL	Dinnerware Safe	Matte	---
	SW-105 Frost Blue	Breaking	Stable	AP	Dinnerware Safe	Matte	---
	SW-106 Alabaster	Opaque	Stable	AP	Dinnerware Safe	Matte	---
	SW-107 Dunes	Opaque	Stable	AP	Dinnerware Safe	Matte	---
	SW-108 Green Tea	Breaking	Stable	CL	Dinnerware Safe	Classic	---
	SW-109 Capri Blue	Breaking	Stable	AP	Dinnerware Safe	Matte	---
	SW-110 Oyster	Breaking	Stable	AP	Dinnerware Safe	Classic	---
	SW-111 Wrought Iron	Breaking	Stable	AP	Dinnerware Safe	Matte	---
	SW-112 Tiger's Eye	Breaking	Stable	AP	Dinnerware Safe	Classic	---
	SW-113 Speckled Plum	Breaking	Stable	AP	Dinnerware Safe	Classic	---
	SW-115 Midnight Rain	Crystal	Fluid	AP	Dinnerware Safe	Crystal	SW-100 Blue Surf
	SW-116 Robin's Egg	Crystal	Stable	AP	Dinnerware Safe	Crystal	SW-105 Frost Blue
















	Name	Look	Movement	ACMI	Dinnerware	Type	Base Glaze (Crystals only)
	SW-117 Honeycomb	Crystal	Stable	AP	Dinnerware Safe	Crystal	SW-103 Sisal (discontinued)
	SW-118 Sea Salt	Crystal	Stable	AP	Dinnerware Safe	Crystal	SW-106 Alabaster
	SW-119 Cinnabar	Opaque	Stable	AP	Dinnerware Safe	Classic	---
	SW-120 Northern Woods	Translucent	Fluid	AP	Dinnerware Safe	Classic	---
	SW-121 Smoke	Breaking	Stable	AP	Dinnerware Safe	Classic	---
	SW-122 Maycoshino	Breaking	Stable	AP	Dinnerware Safe	Classic	---
	SW-123 Sapphire	Translucent	Fluid	AP	Dinnerware Safe	Classic	---
	SW-125 Purple Mint	Breaking	Stable	AP	Dinnerware Safe	Classic	---
	SW-127 Olivine	Breaking	Stable	CL	Dinnerware Safe	Classic	---
	SW-128 Cordovan	Opaque	Stable	CL	Dinnerware Safe	Classic	---
	SW-129 Copper Float	Breaking	Stable	AP	Dinnerware Safe	Classic	---
	SW-130 Copper Jade	Breaking	Fluid	AP	Dinnerware Safe	Classic	---
	SW-131 Birch	Breaking	Stable	AP	Dinnerware Safe	Classic	---
	SW-132 Mirror Black	Breaking	Fluid	CL	Not Dinnerware Safe	Classic	---
	SW-133 Copper Ore	Breaking	Fluid	AP	Dinnerware Safe	Classic	---
	SW-134 Eggplant	Opaque	Stable	AP	Dinnerware Safe	Classic	---
	SW-135 Wintergreen	Opaque	Stable	AP	Dinnerware Safe	Matte	---
	SW-136 Weathered Blue	Breaking	Stable	AP	Dinnerware Safe	Matte	---

	Name	Look	Movement	ACMI	Dinnerware	Type	Base Glaze (Crystals only)
	SW-137 Storm Gray	Breaking	Stable	AP	Dinnerware Safe	Matte	---
	SW-138 Lemon Meringue	Breaking	Stable	AP	Dinnerware Safe	Matte	---
	SW-140 Black Matte	Opaque	Stable	AP	Dinnerware Safe	Matte	---
	SW-141 White Matte	Opaque	Stable	AP	Dinnerware Safe	Matte	---
	SW-142 Gray Matte	Opaque	Stable	AP	Dinnerware Safe	Matte	---
	SW-143 Abalone	Breaking	Stable	AP	Dinnerware Safe	Classic	---
	SW-144 Lava Rock	Breaking	Stable	AP	Dinnerware Safe	Matte	---
	SW-145 Tea Dust	Breaking	Stable	AP	Dinnerware Safe	Matte	---
	SW-146 Aurora Green	Crystal	Fluid	CL	Dinnerware Safe	Crystal	SW-108 Green Tea
	SW-147 Moonscape	Crystal	Stable	AP	Dinnerware Safe	Crystal	SW-137 Storm Gray
	SW-148 Lime Shower	Crystal	Stable	AP	Dinnerware Safe	Crystal	SW-253 Green Opal
	SW-149 Crackle White	Crackle	Stable	AP	Not Dinnerware Safe	Specialty	---
	SW-150 Celadon Bloom	Crystal	Stable	AP	Dinnerware Safe	Crystal	SW-201 Turquoise
	SW-151 Olive Float	Crystal	Stable	CL	Dinnerware Safe	Crystal	SW-210 Emerald
	SW-152 Blue Splatterware	Crystal	Stable	AP	Dinnerware Safe	Crystal	SW-141 White Matte
	SW-153 Indigo Rain	Crystal	Stable	AP	Dinnerware Safe	Crystal	SW-106 Alabaster
	SW-154 Shipwreck	Crystal	Stable	AP	Dinnerware Safe	Crystal	SW-212 Peacock
	SW-155 Winter Wood	Crystal	Stable	AP	Dinnerware Safe	Crystal	SW-106 Alabaster

	Name	Look	Movement	ACMI	Dinnerware	Type	Base Glaze (Crystals only)
	SW-156 Galaxy	Crystal	Stable	AP	Dinnerware Safe	Crystal	SW-209 Charcoal (discontinued)
	SW-158 Lilac Matte	Opaque	Stable	AP	Dinnerware Safe	Matte	---
	SW-162 Pink Matte	Opaque	Stable	AP	Dinnerware Safe	Matte	---
	SW-164 Satin Patina	Breaking	Stable	CL	Not Dinnerware Safe	Matte	---
	SW-165 Lavender Mist	Breaking	Stable	AP	Dinnerware Safe	Classic	---
	SW-166 Norse Blue	Breaking	Stable	AP	Dinnerware Safe	Classic	---
	SW-167 Sand & Sea	Breaking	Stable	CL	Dinnerware Safe	Classic	---
	SW-168 Coral Sands	Breaking	Stable	AP	Dinnerware Safe	Classic	---
	SW-169 Frosted Lemon	Breaking	Stable	AP	Dinnerware Safe	Classic	---
	SW-170 Blue Hydrangea	Crystal	Stable	AP	Dinnerware Safe	Crystal	SW-207 Chambray (discontinued)
	SW-171 Enchanted Forest	Crystal	Stable	AP	Dinnerware Safe	Crystal	SW-209 Charcoal (discontinued)
	SW-172 Macadamia	Breaking	Stable	AP	Dinnerware Safe	Matte	---
	SW-173 Amber Quartz	Breaking	Stable	AP	Dinnerware Safe	Matte	---
	SW-174 Leather	Breaking	Stable	AP	Dinnerware Safe	Matte	---
	SW-175 Rusted Iron	Breaking	Fluid	AP	Dinnerware Safe	Matte	---
	SW-176 Sandstone	Crystal	Stable	AP	Dinnerware Safe	Crystal	SW-172 Macadamia
	SW-177 Raspberry Mist	Breaking	Stable	AP	Dinnerware Safe	Classic	---
	SW-178 Fool's Gold	Breaking	Stable	AP	Dinnerware Safe	Classic	---

	Name	Look	Movement	ACMI	Dinnerware	Type	Base Glaze (Crystals only)
	SW-179 Muddy Waters	Crystal	Stable	AP	Dinnerware Safe	Crystal	SW-174 Leather
	SW-180 Desert Dusk	Crystal	Stable	AP	Dinnerware Safe	Crystal	SW-173 Amber Quartz
	SW-181 Night Moth	Crystal	Stable	AP	Dinnerware Safe	Crystal	SW-508 Black Gloss
	SW-182 Antique Brass	Opaque	Stable	CL	Not Dinnerware Safe	Matte	---
	SW-183 Oxblood	Translucent	Stable	CL	Dinnerware Safe	Classic	---
	SW-184 Speckled Toad	Breaking	Fluid	CL	Dinnerware Safe	Classic	---
	SW-185 Rainforest	Breaking	Fluid	CL	Not Dinnerware Safe	Matte	---
	SW-186 Azurite	Breaking	Fluid	AP	Not Dinnerware Safe	Matte	---
	SW-187 Himalayan Salt	Breaking	Fluid	AP	Not Dinnerware Safe	Matte	---
	SW-188 Landslide	Breaking	Fluid	AP	Not Dinnerware Safe	Matte	---
	SW-189 Cenote	Crystal	Stable	AP	Dinnerware Safe	Crystal	SW-166 Norse Blue
	SW-190 Passion Flower	Crystal	Stable	AP	Dinnerware Safe	Crystal	SW-134 Eggplant
	SW-191 Peppered Plum	Crystal	Stable	AP	Dinnerware Safe	Crystal	SW-113 Speckled Plum
	SW-192 Amaryllis	Crystal	Stable	AP	Dinnerware Safe	Crystal	SW-205 Coral
	SW-193 Ivy	Breaking	Fluid	CL	Dinnerware Safe	Classic	---
	SW-194 Nimbus	Breaking	Fluid	AP	Dinnerware Safe	Classic	---
	SW-195 Riptide	Breaking	Stable	AP	Not Dinnerware Safe	Matte	---
	SW-196 Sand Dollar	Breaking	Fluid	AP	Dinnerware Safe	Classic	---

	Name	Look	Movement	ACMI	Dinnerware	Type	Base Glaze (Crystals only)
	SW-197 Fossil Rock	Breaking	Stable	AP	Not Dinnerware Safe	Matte	---
	SW-198 Rose Quartz	Breaking	Fluid	AP	Dinnerware Safe	Classic	---
	SW-201 Turquoise	Translucent	Stable	AP	Dinnerware Safe	Classic	---
	SW-203 Root Beer	Translucent	Fluid	AP	Dinnerware Safe	Classic	---
	SW-204 Amber Topaz	Translucent	Fluid	AP	Dinnerware Safe	Classic	---
	SW-205 Coral	Translucent	Stable	AP	Dinnerware Safe	Classic	---
	SW-210 Emerald	Translucent	Stable	CL	Dinnerware Safe	Classic	---
	SW-211 Glacier Blue	Translucent	Stable	AP	Dinnerware Safe	Classic	---
	SW-212 Peacock	Translucent	Stable	AP	Dinnerware Safe	Classic	---
	SW-250 White Opal	Breaking	Stable	AP	Dinnerware Safe	Classic	---
	SW-251 Pink Opal	Breaking	Stable	AP	Dinnerware Safe	Classic	---
	SW-252 Blue Opal	Breaking	Stable	CL	Dinnerware Safe	Classic	---
	SW-253 Green Opal	Breaking	Stable	AP	Dinnerware Safe	Classic	---
	SW-255 Gray Opal	Breaking	Stable	AP	Dinnerware Safe	Classic	---
	SW-401 Light Flux	Breaking	Fluid	CL	Dinnerware Safe	Flux	---
	SW-402 Dark Flux	Breaking	Fluid	CL	Dinnerware Safe	Flux	---
	SW-403 White Mudcrack	Texture	Stable	AP	Not Dinnerware Safe	Specialty	---
	SW-404 Black Mudcrack	Texture	Stable	AP	Not Dinnerware Safe	Specialty	---

	Name	Look	Movement	ACMI	Dinnerware	Type	Base Glaze (Crystals only)
	SW-405 Light Magma	Texture	Stable	AP	Not Dinnerware Safe	Specialty	---
	SW-406 Dark Magma	Texture	Stable	AP	Not Dinnerware Safe	Specialty	---
	SW-501 White Gloss	Opaque	Stable	AP	Dinnerware Safe	Gloss	---
	SW-502 Yellow Gloss	Opaque	Stable	AP	Dinnerware Safe	Gloss	---
	SW-503 Orange Gloss	Opaque	Stable	AP	Dinnerware Safe	Gloss	---
	SW-504 Red Gloss	Opaque	Stable	AP	Dinnerware Safe	Gloss	---
	SW-505 Purple Gloss	Opaque	Stable	AP	Dinnerware Safe	Gloss	---
	SW-506 Bright Blue Gloss	Opaque	Stable	AP	Dinnerware Safe	Gloss	---
	SW-507 Bright Green Gloss	Opaque	Stable	AP	Dinnerware Safe	Gloss	---
	SW-508 Black Gloss	Opaque	Stable	AP	Dinnerware Safe	Gloss	---
	SW-509 Dark Green Gloss	Opaque	Stable	AP	Dinnerware Safe	Gloss	---
	SW-510 Blue Gloss	Opaque	Stable	AP	Dinnerware Safe	Gloss	---
	SW-511 Pink Gloss	Opaque	Stable	AP	Dinnerware Safe	Gloss	---
	SW-512 Coral Gloss	Opaque	Stable	AP	Dinnerware Safe	Gloss	---
	SW-513 Brown Gloss	Opaque	Stable	AP	Dinnerware Safe	Gloss	---